



/THE BEAUTY OF FRAGMENTATION

/ POPPY (XINRU LIANG)

/ 2025

1 Concept

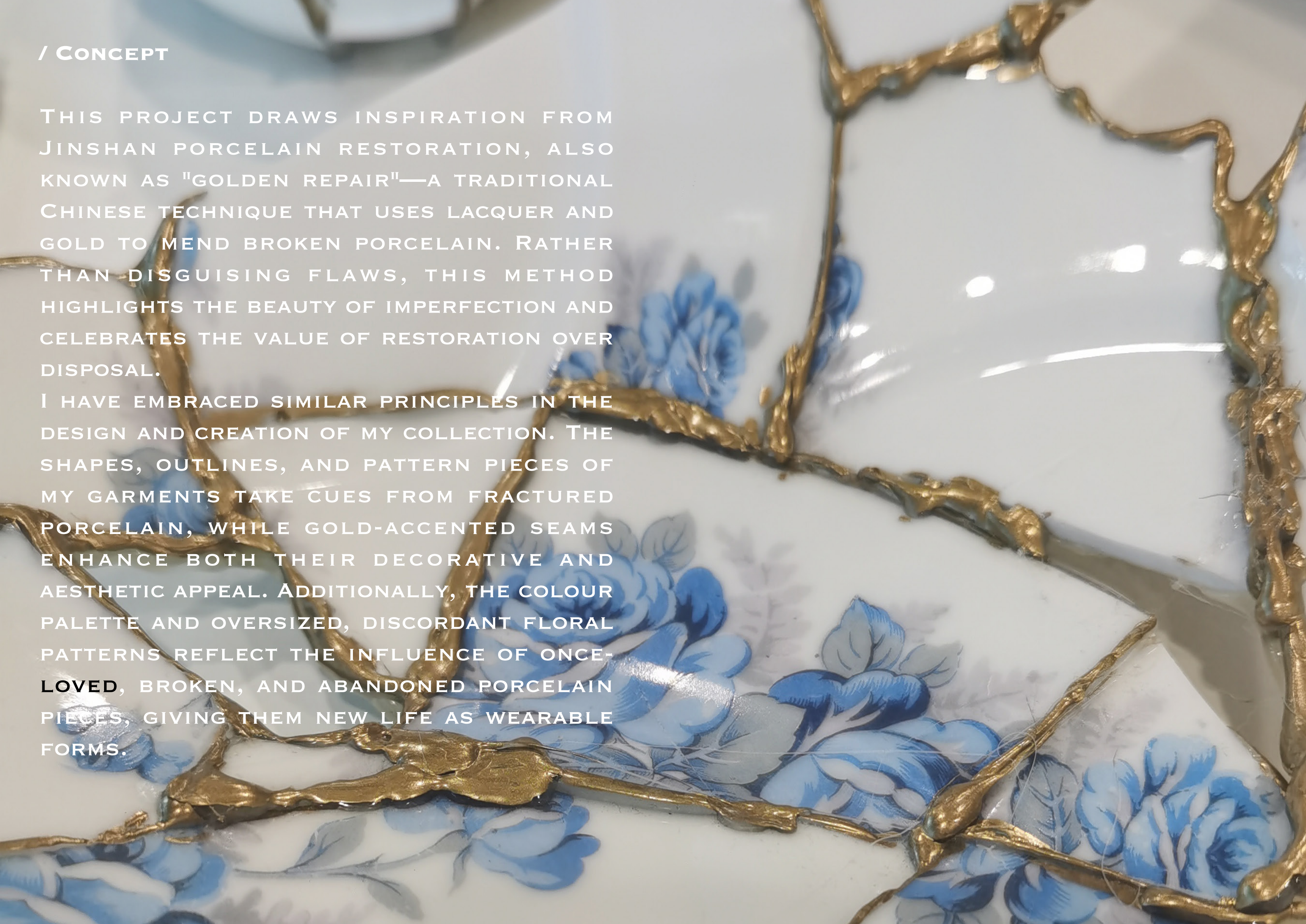
This project draws inspiration from Jingdezhen porcelain restoration, also known as "Golden Repair," — A traditional Chinese technique that uses lacquer and gold to mend broken porcelain. Rather than disguising flaws, this method highlights the beauty of imperfection and celebrates the value of restoration over disposal.

I have embraced similar principles in the design and creation of my collection. The shapes, textures, and pattern pieces of my garments take cues from fractured porcelain, while gold - accent seams enhance both their decorative and aesthetic appeal. Additionally, the color palette and oversized, discordant floral patterns reflect the influence of once loved, broken, and mended porcelain pieces, giving them new life as wearable forms.

/ CONCEPT

THIS PROJECT DRAWS INSPIRATION FROM JINSHAN PORCELAIN RESTORATION, ALSO KNOWN AS "GOLDEN REPAIR"—A TRADITIONAL CHINESE TECHNIQUE THAT USES LACQUER AND GOLD TO MEND BROKEN PORCELAIN. RATHER THAN DISGUIISING FLAWS, THIS METHOD HIGHLIGHTS THE BEAUTY OF IMPERFECTION AND CELEBRATES THE VALUE OF RESTORATION OVER DISPOSAL.

I HAVE EMBRACED SIMILAR PRINCIPLES IN THE DESIGN AND CREATION OF MY COLLECTION. THE SHAPES, OUTLINES, AND PATTERN PIECES OF MY GARMENTS TAKE CUES FROM FRACTURED PORCELAIN, WHILE GOLD-ACCENTED SEAMS ENHANCE BOTH THEIR DECORATIVE AND AESTHETIC APPEAL. ADDITIONALLY, THE COLOUR PALETTE AND OVERSIZED, DISCORDANT FLORAL PATTERNS REFLECT THE INFLUENCE OF ONCE-**LOVED**, BROKEN, AND ABANDONED PORCELAIN PIECES, GIVING THEM NEW LIFE AS WEARABLE FORMS.







1 The appearance of the ceramic plate before it broken into pieces.



1 After the ceramic plate broken into pieces, I attempted to imitate the Jinshan (kintsugi) technique for restoration and ended up with a new shape and distinctive golden cracks.





The shape of the gold lacquer repair is drawn based on the fragmented shape of the plate involved in the experiment.

Repair the fragments by placing them together with ordinary sewing thread.



Patterns on porcelain

During the recent years, a number of Southeast Asian (Korng) have discovered (such as Kasing with gold) as a repair technique.


Patterns on porcelain

Using buttons as tools and patterns for fragments


Simulation of Indian (Kasing) Craftsmanship



Scanned 3D model of broken porcelain 1x51



When I made the 3D model, the broken porcelain appeared as pixels. And I think it is very interesting



/ EXPERIMENT





Jean Paul Gaultier Spring / Summer
2012 Haute Couture

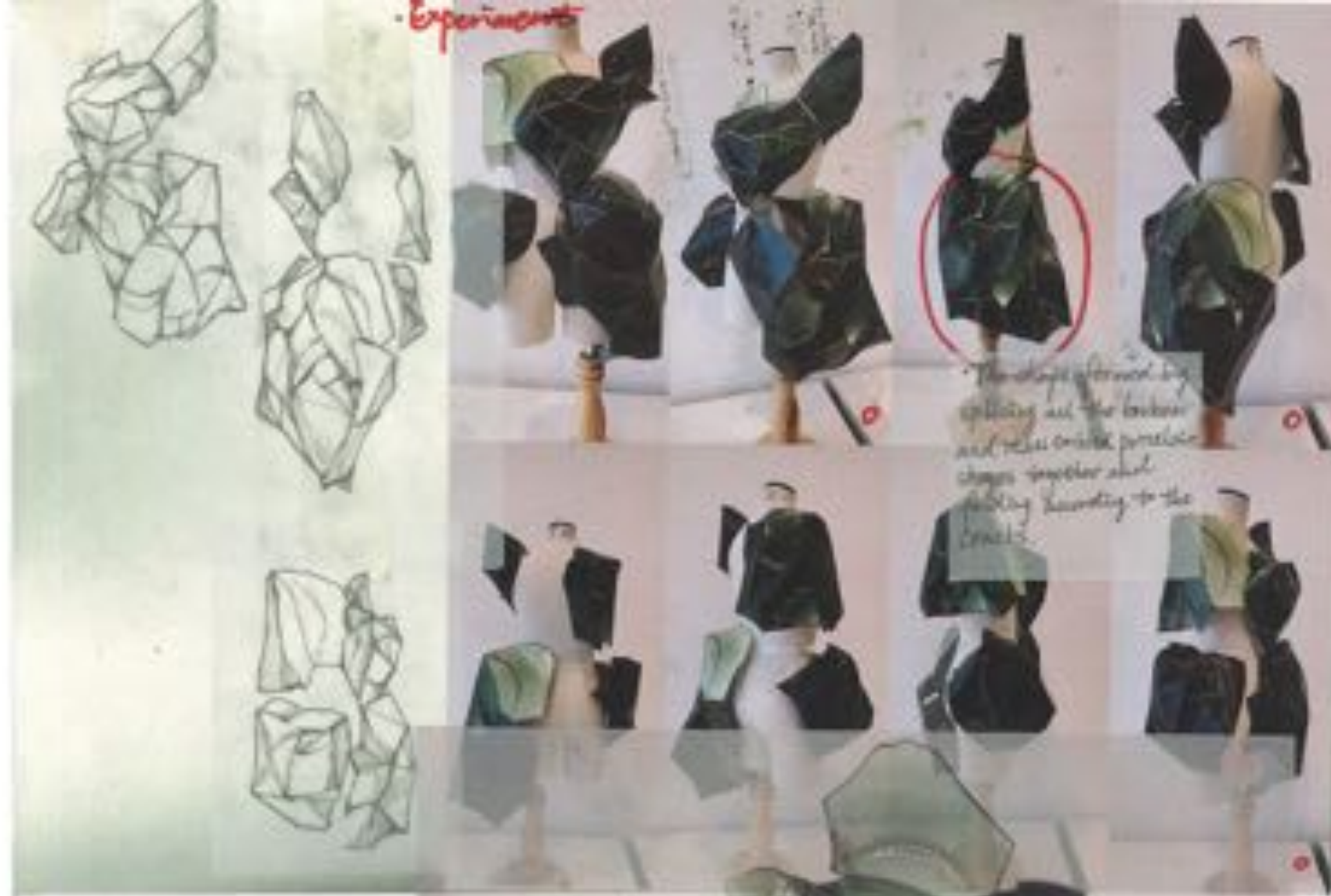




Experiment

The shape of the body
and reconstituted portion
is folded according
to the cracks to
obtain the shape
of the silhouette.





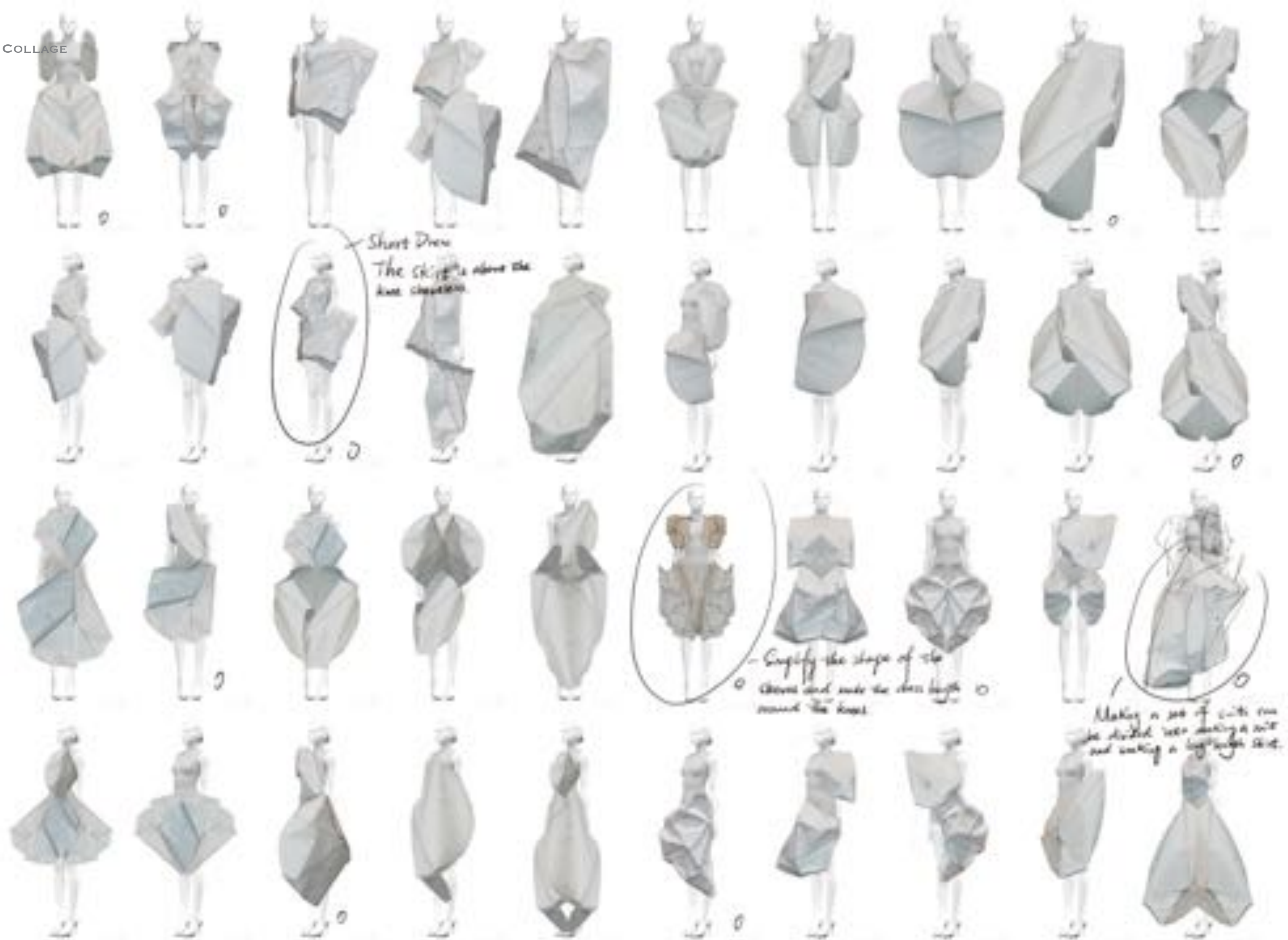
Experiment





Experiment





/ LINE - UP



/ LINE-UP BACK





prints for jeans

Dress & shirt fabric

/ Look 1 fabric samples



Dress's shirt fabric
border with scuba



prints for jeans

Dress's fabric

/ Look 2 fabric samples



Dress's fabric
border with scuba



Suit's fabric

/ Look 3 fabric samples

Suit's fabric

Suit's
long

Suit's fabric

jeans



/ LOOK 1



/ SAMPLES





/ A PAIR OF GLOVES



Pattern for gloves

Design 2 short fabric

/ Look 1 fabric samples

Design 3 short fabric band with scrubs



/ TIGHTS



/ HAIR BAND





/ LOOK 2

• Look 2

• For look 2, attention should be paid to completing the design of the back. The silhouette from the front can be wrapped around to the back part.



/ ACCESSORY DESIGN



/ SAMPLES

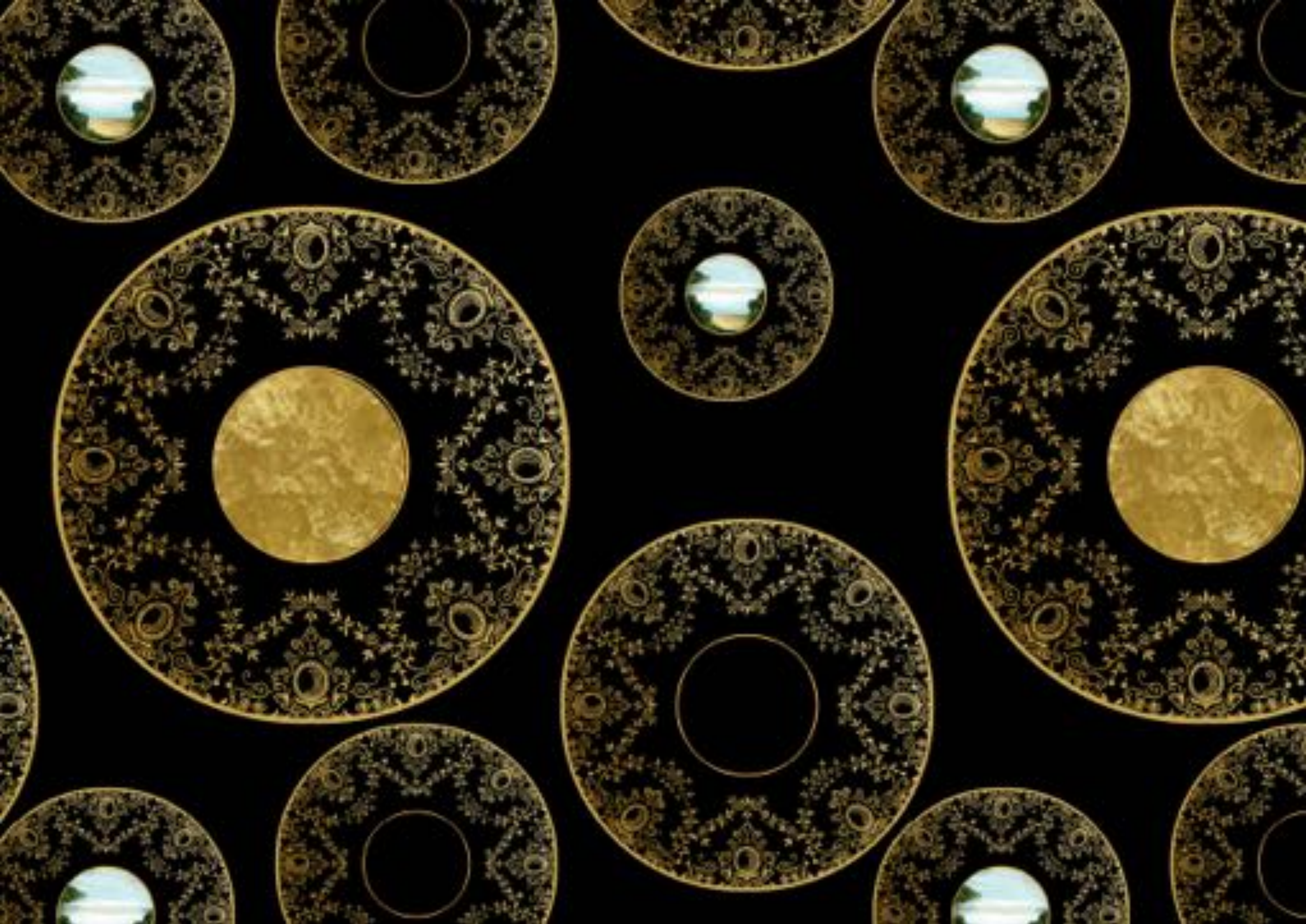


/ look 2 fabric samples



/ TIGHTS





• Look 3 - Top.

• For the third set, I will no longer design dress styles. I want to create a two-piece suit. I plan to use a slightly tighter short suit jacket and a cinched waist to accentuate the difference between the waist and hips. The upper part will feature a large wrap-around structure, while the lower part will continue the design of the second set's lower half and be completed with a combination of broken porcelain and scuba fabric for a new look.



